

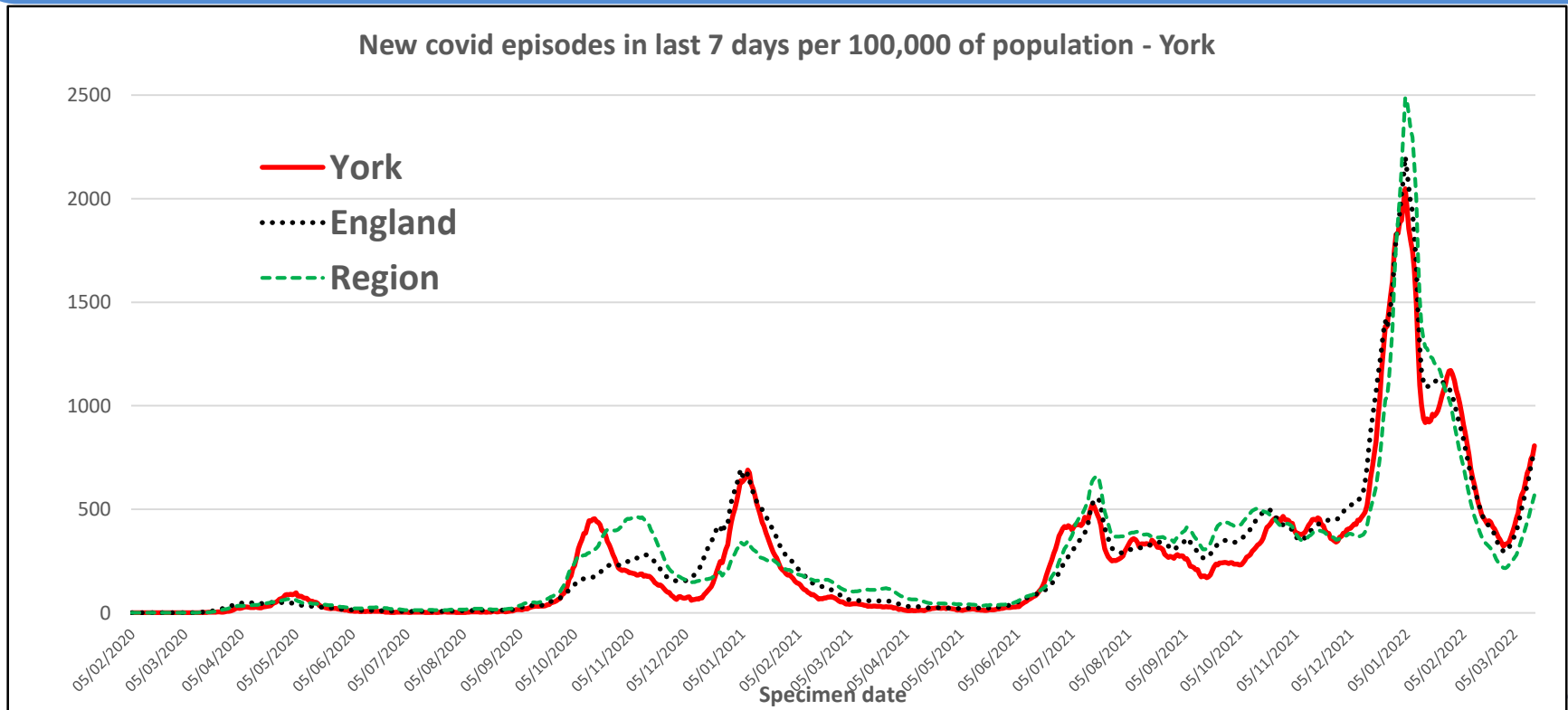
A summary of the Covid-19 Pandemic in York in numbers.

23.3.22

Total Number of Covid Cases

As at 21.3.22, CYC residents have had a total **59,026** covid episodes since the start of the pandemic, a rate of **27,973** per 100,000 of population. The cumulative rate in York is **below** the national (30,269) & regional (30,184) averages.

The epidemic curve is shown below. The highest rate of cases in York over a 7 day period was 2,048 per 100,000 which occurred on 4.1.22 at the height of the Omicron wave.

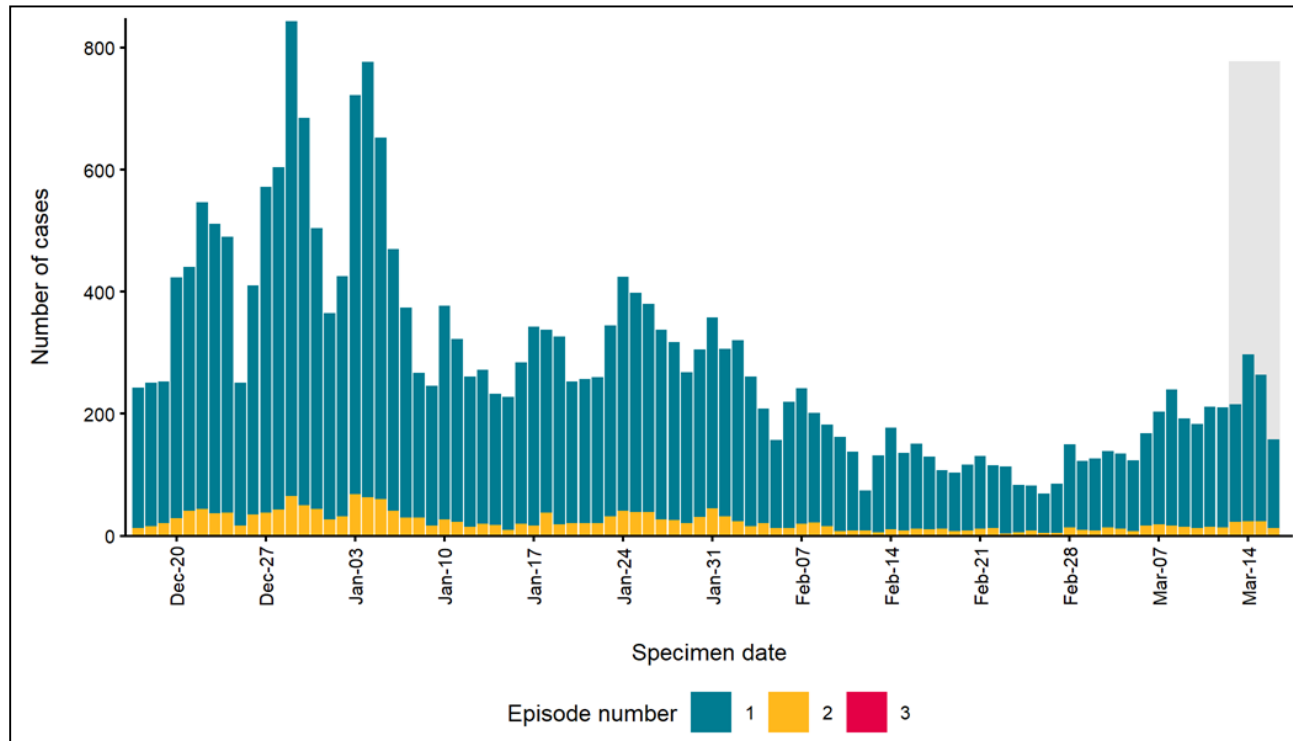


Repeat Infections

Some CYC residents have had Covid-19 more than once. For example, for cases between 16.12.21 and 16.3.22:

- 24,968 people (92.1%) had Covid for the first time
- 2,109 people (7.8%) had Covid for the second time
- 21 people (0.1%) had Covid for the third time

Source: UKHSA - Epidemiology of laboratory-confirmed COVID-19 cases in York, Yorkshire and Humber



Covid Testing

The UKHSA Covid-19 Situational Awareness Explorer reports a total of **79,414** Positive Covid Tests* for CYC residents over the course of the pandemic. The percentage breakdown of by type of test is as follows

- Pillar 1 (7.4%) & Pillar 2 (92.6%)
- Lateral Flow (31.7%); PCR Test (52.5%) and Not Recorded (15.8%)

*Please note that the number of positive tests does not equate to the total number of episodes as people can test positive on multiple occasions within the same Covid episode.

Across the seven CYC run testing sites a total of **72,521** testing appointments were attended between December 2020 and February 2022.

Variant Summary

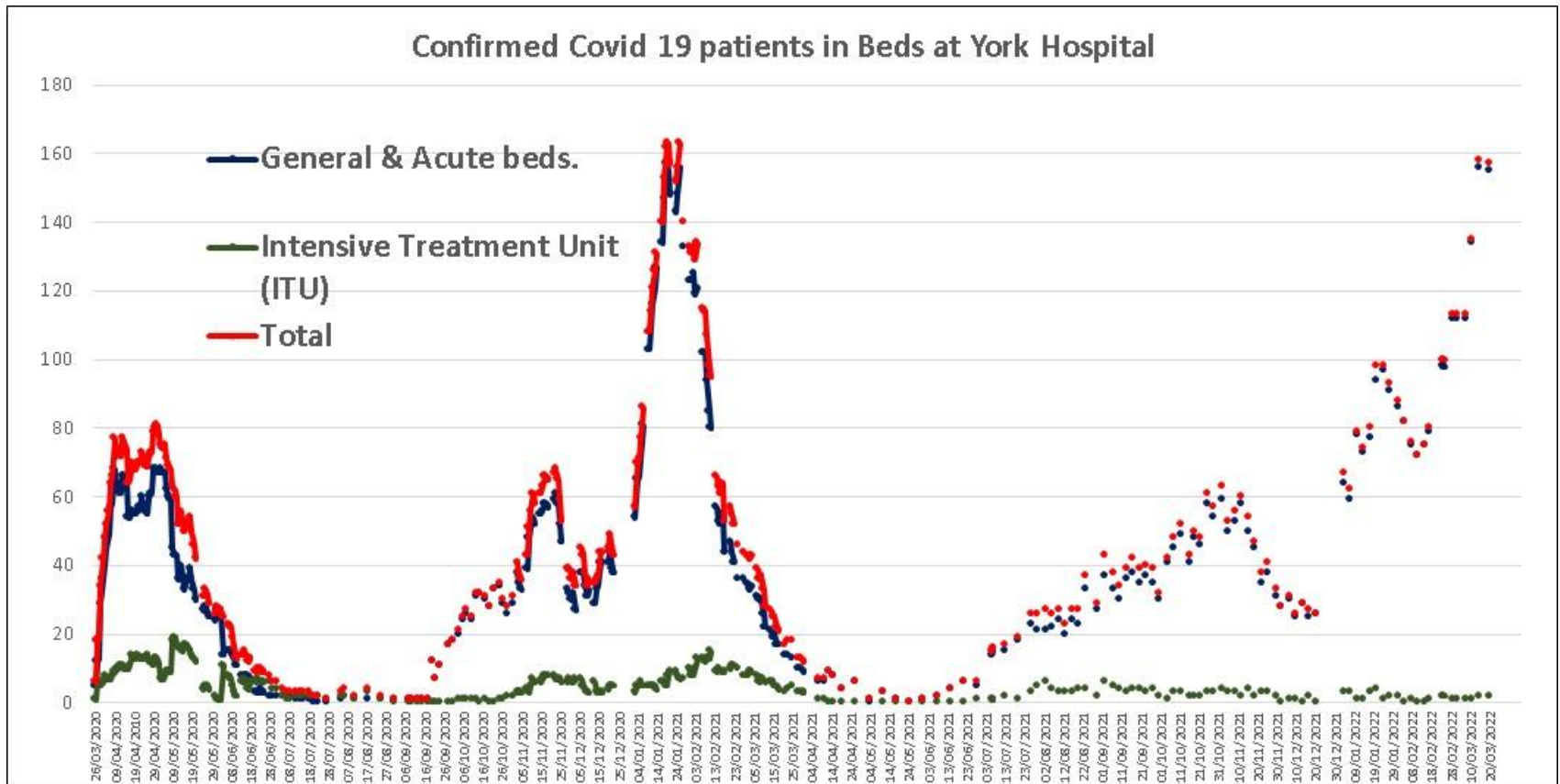
The table below show the percentage breakdown of cases by variant between 2.3.20 and 15.3.22 (for cases where the variant could be detected / determined).

Source: PHE Covid-19 Situational Awareness Explorer.

Variant of Concern (VOC) or Variant under Investigation (VUI).	%
VOC-21NOV-01 (Lineage B.1.1.529) - Original Omicron strain BA.1	48.1%
VOC-21APR-02 (Lineage B.1.617.2) - Delta /India)	40.4%
VOC 202012/01 (Lineage B.1.1.7) - Alpha / Kent	5.2%
VUI-22JAN-01(Lineage B.1.1.529.BA2) - Omicron sub-lineage BA.2	3.9%
VUI-21OCT-01 (Lineage A.Y 4.2) - Delta 'Plus'	2.4%
Other	0.1%
Total	100.0%

Trends in Covid Bed Occupancy in York Hospital

Peaks in covid bed occupancy occurred in Jan 2021 (155 in general/acute beds and 8 in ITU) and March 2022 (156 in general / acute beds and 2 in ITU)



Total Covid Deaths and Excess Deaths - ONS

ONS Cumulative data: Since the start of the pandemic, for deaths occurring up to 11th March 2022 and registered up to 19th March 2022, **469** Covid-19 deaths were recorded as having occurred for CYC residents (284 in hospital, 144 in care homes, 33 at home/elsewhere and 8 in a hospice).

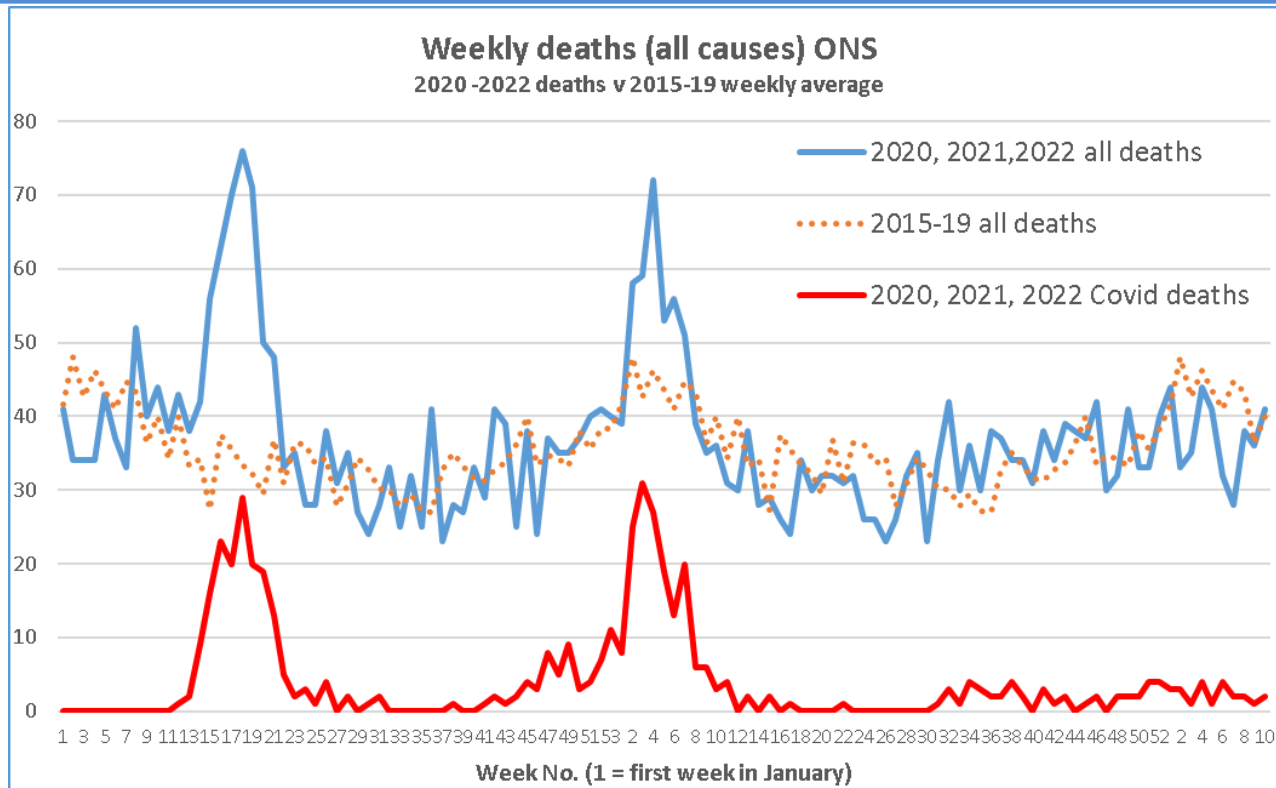
The number of deaths per 100,000 of population in York is **222.3** which is lower than the national average of **282.8**

Excess Deaths: There have been **147** 'excess deaths' in York since the start of the 2020 (using the 2015-2019 weekly average number of deaths as the comparator)

Patterns in Covid Deaths and Excess Deaths - ONS

The peaks in covid deaths & excess deaths in York occurred in **May 2020** & **January 2021**.

Examples of periods where total deaths in the City were below the normal average for that time of year are June 2021 & January to February 2022.



Grants & Support Payments

- To date a total of **3,079** Test and Trace Support Payments of £500 have been paid to eligible CYC residents (1,478 standard payments and 1,601 discretionary payments) at a total cost of **£1,539,500**.

As at 27.2.22

- **809** Omicron Hospitality and Leisure Grants have been paid by CYC at a total cost of £2,751,507.
- **5,218** Additional Restrictions Grants have been paid by CYC at a total cost of £6,446,473

Source - Gov.uk: Coronavirus grant funding: local authority payments to small and medium businesses

Vaccines Summary

Vaccinations for People aged 16+ (1st dose, 2nd dose and Booster)

- As at 20.3.22 a total of **158,805** CYC residents aged **16+** have had the first dose of the vaccine. This represents **89.1%** of the estimated (**16+**) population of York.
- As at 20.3.22 a total of **152,319** CYC residents aged **16+** have had both doses of the vaccine. This represents **85.4%** of the estimated (**16+**) population of York.
- As at 20.3.22 a total of **127,116** CYC residents aged **16+** have received the booster vaccine. This represents **71.3%** of the estimated (**16+**) population of York.

Vaccinations for People aged 12-15 (1st and 2nd dose)

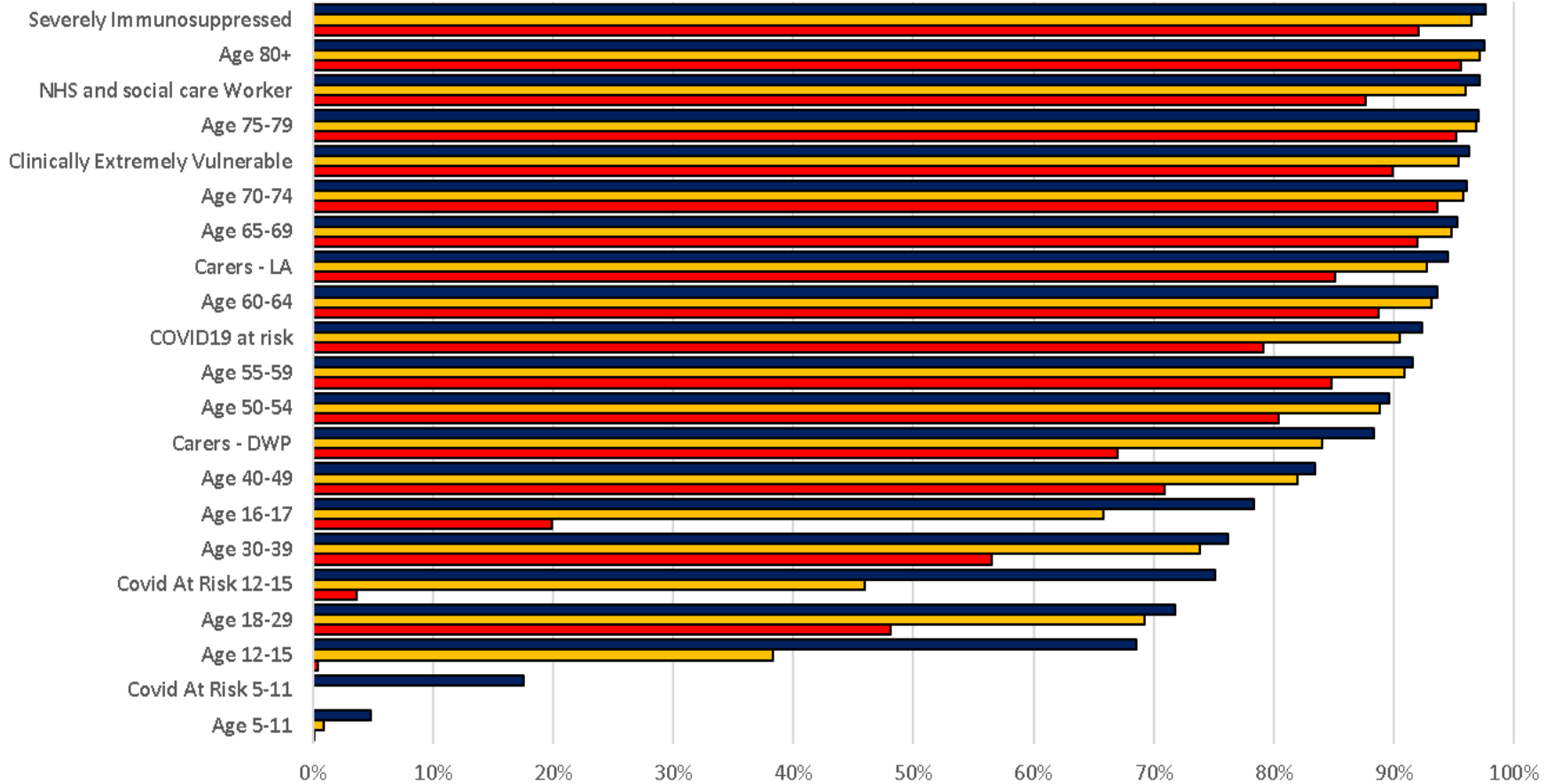
- As at 20.3.22 a total of **5,932** CYC residents aged **12-15** have had the first dose of the vaccine. This represents **70.8%** of the estimated (**12-15**) population of York.
- As at 20.3.22 a total of **3,271** CYC residents aged **12-15** have had both doses of the vaccine. This represents **39.0%** of the estimated (**12-15**) population of York.

Source: PHE Covid-19 Situational Awareness Explorer.

Vaccinations – By Age / Category

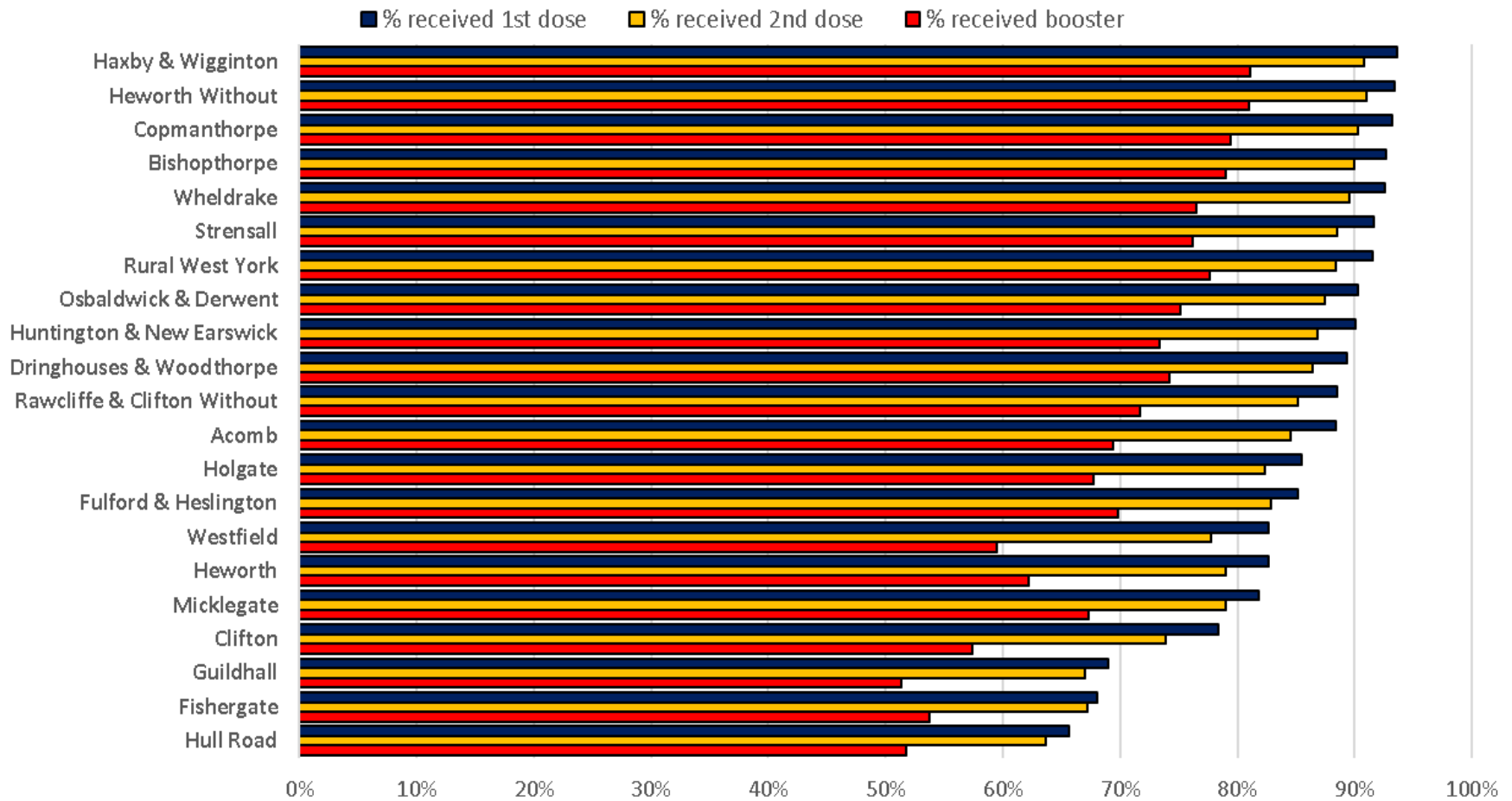
% Receiving the Vaccine by Age / Priority Group - CYC Residents

■ % received 1st dose ■ % received 2nd dose ■ % received booster



Vaccinations – By Ward (12+)

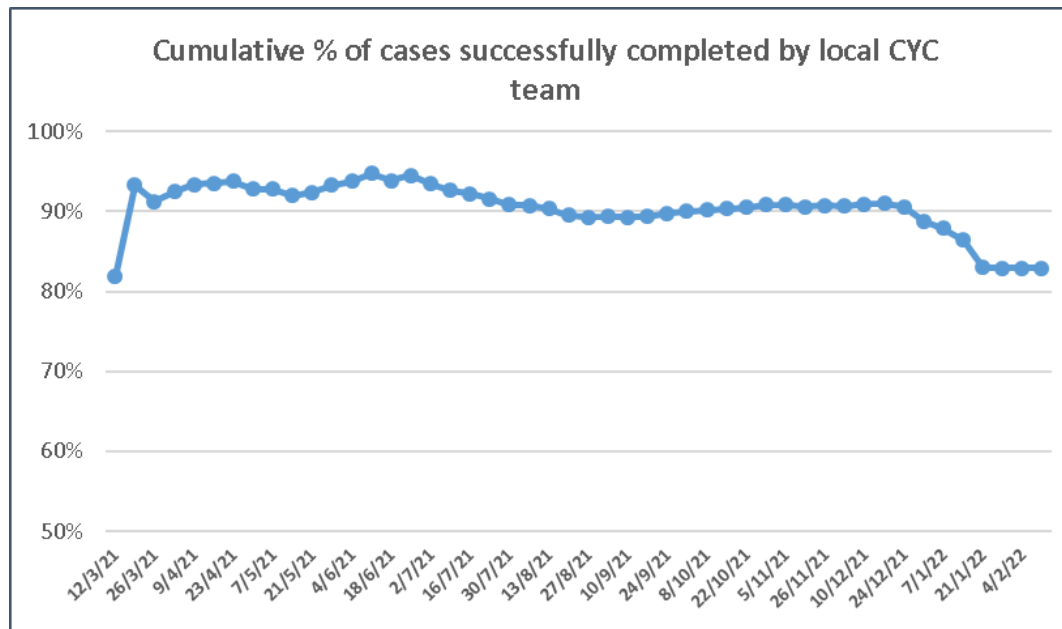
% Eligible Residents Receiving the Vaccine by Ward - CYC Residents (12+)



Local Contact Tracing - % of Cases Completed

Between 10.3.21 and 11.2.22, **17,674** referrals had been actioned by the local contact tracing service. Of the referrals actioned, 14,648 (**82.9%**) were successful and 3,026 (17.1%) were unable to be reached via phone or home visit, but guidance leaflets were posted where possible.

The cumulative % of cases uploaded to NHS Test and Trace who have been completed (contacted) by the local team since 'Local-0' is shown in the chart below. (NB 'Local-0' means that all cases are dealt with by the local rather than the national team)



Produced by the Business Intelligence Hub